

EconoFilm™

CAD-CUT® Material for use on Cotton & Polyester Blends



Cad-Cut® Vinyl



Use any blade



500mm Wide

- ✓ 100% Cotton
- ✓ 100% Polyester
- ✓ Poly/Cotton Caps
- ✓ Poly/Cotton Blends



Before you start!

- You will need a Weeder and Release Paper: Choose a GripFlex Pad or a Teflon Sheet for a textured finish.
- Always run a test cut to confirm pressure and speed.
- EconoFilm™ can be overlaid on top of itself to create multi-colour designs.
- EconoFilm™ can be applied to PU coated polyester like Hi Visibility jackets and vests. Always test before proceeding.



Code: RELEASEPAPER



Code: WEEDER



Code: CSTEFLO



Code: GRIPPAD

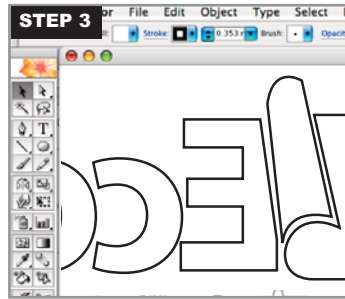
How to Cut EconoFilm™



STEP 1
Feed your material into the cutter with the mylar carrier facing down.



STEP 2
Always do a test cut to check blade pressure, its sharpness and speed.



STEP 3
Remember to cut your image in reverse! Mirror Image.



STEP 4
Weed away excess material, leaving only the EconoFilm design on the mylar carrier.

Application Instruction



STEP 1
Pre press your garment between 3-10 seconds at 165°C to remove any creases or moisture.



STEP 2
Lay image down mylar side up and cover with release paper or your teflon sheet.



STEP 3
EconoFilm™: Apply for 10-15 seconds at 165°C at medium pressure. EconoFilm™ Plus Apply for 10-15 seconds at 150-160°C at medium pressure. Raise the platen slowly and peel cold.

MULTI COLOUR APPLICATION

ECONOFILM ONLY

1. After pre-heating the garment, position the first colour, and cover with a cover sheet.
2. Fuse at 160°C to 170°C for 5-10 seconds. Peel cold.
3. Align the second colour and cover with release paper, a teflon sheet or Gripflex pad. Repeat steps 2 and 3.
4. Once the design is complete cover with release paper and fuse for a further 10 seconds. This will help the material knit into the fabric better, ideal for polo shirts.

Take care when washing!




For best results turn the garment inside out and use a mild colour detergent during washing.

Call NOW!
01376 326 351
RE ORDER TODAY

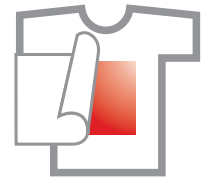
www.TargetTransfers.com | 01376 326351

Target Transfers, Anglia Way, Braintree, Essex CM7 3RG. Fax: 01376 345876





EconoFilm™



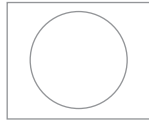
CAD-CUT® Material for use on Cotton & Polyester Blends




EconoFilm™ Standard



Black



White



Sky Blue
Pantone® Process
Blue U



Royal Blue
Pantone® 2945U



Purple
Pantone® 2627U



Navy Blue
Pantone® 296U



Yellow
Pantone® 136C




Orange
Pantone® 165C




Red
Pantone® 199C



Fuschia
Rubine Red U



Burgundy
Pantone® 222C



Brown
Pantone® 732C



Green
Pantone® 349C




Gold
Pantone® 871C



Silver
Pantone® 877C

EconoFilm™ Fluorescent



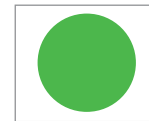
Fluorescent Yellow
Pantone® 803C




Fluorescent Orange
Pantone® 811C



Fluorescent Pink
Pantone® 812C



Fluorescent Green
Pantone® 802C



Fluorescent Royal Blue
Process BlueC

EconoFilm™ Fashion

Tip: EconoFilm Fashion requires different cutting and application instructions. These can be found on the reverse.



Pearl



Sand



Glitter Gold




Glitter Silver




Glitter Black



Glitter Pink



Glitter Blue



Glitter Red

Please note:


The Pantone® references and photographs shown on this page are an approximate guide for your initial reference only. If you have downloaded this page and the square swatches are not attached the colours will differ on screen from the actual product.

EconoFilm™ Plus


Tip: EconoFilm Fashion requires different cutting and application instructions. These can be found on the reverse.



Sparkle Red




Sparkle Royal Blue



Sparkle Green



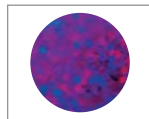
Sparkle Pink



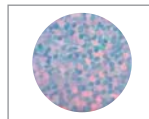
Sparkle Gold



Sparkle Silver



Sparkle Purple




Sparkle Sky Blue




Sparkle Rainbow



Sparkle Round
Multi



Metal Silver



Metal Gold

Call NOW!
**01376
326 351**
RE ORDER TODAY

All technical information and recommendations are based on tests we believe to be reliable. However, we cannot guarantee performance under conditions not under manufacturer's control. Before using, please determine suitability of product for its intended use, ie, do your own wash test. Warranty of product is to replace product only and not the item the transfer has been applied to.

www.TargetTransfers.com | 01376 326351

Target Transfers, Anglia Way, Braintree, Essex CM7 3RG. Fax: 01376 345876



Exclusive Distributor
in the UK & Ireland of
STAHL'S
PRODUCTS